

Local Control Funding Formula (LCFF) Local Control Accountability Plan (LCAP)

LCAP Advisory Committee
December 16, 2013


**Presented By
Ken A. Forrest
Chief Business Officer**

SBE Actions and Timeline



© 2013 School Services of California, Inc.






LCFF and K-3 CSR Penalties


negotiated

unless an alternate ratio is locally







Negotiated Class Size



Adopting and Updating the Local Control Accountability Plan (LCAP)



State Priorities

2013 School Services of CDE

State Priorities

2013 School Services of CDE

Priority 1: Increase the number of students who are college and career ready.

Priority 2: Increase the number of students who are economically self-sufficient.

Priority 3: Increase the number of students who are civically engaged.

Priority 4: Increase the number of students who are health conscious.

Priority 5: Increase the number of students who are environmentally responsible.

Priority 6: Increase the number of students who are culturally competent.

Priority 7: Increase the number of students who are globally aware.

Priority 8: Increase the number of students who are technologically literate.

Priority 9: Increase the number of students who are financially literate.

Priority 10: Increase the number of students who are socially responsible.

Priority 11: Increase the number of students who are community-minded.

Priority 12: Increase the number of students who are leadership-minded.

Priority 13: Increase the number of students who are problem solvers.

Priority 14: Increase the number of students who are critical thinkers.

Priority 15: Increase the number of students who are creative.

Priority 16: Increase the number of students who are resilient.

Priority 17: Increase the number of students who are self-motivated.

Priority 18: Increase the number of students who are self-directed learners.

Priority 19: Increase the number of students who are self-managers.

Priority 20: Increase the number of students who are self-reflective.

Priority 21: Increase the number of students who are self-aware.

Priority 22: Increase the number of students who are self-responsible.

Priority 23: Increase the number of students who are self-empowered.

Priority 24: Increase the number of students who are self-actualized.

Priority 25: Increase the number of students who are self-fulfilling.

Priority 26: Increase the number of students who are self-actualizing.

Priority 27: Increase the number of students who are self-actualized and self-fulfilling.

Priority 28: Increase the number of students who are self-actualized, self-fulfilling, and self-actualizing.

Priority 29: Increase the number of students who are self-actualized, self-fulfilling, self-actualizing, and self-empowered.

Priority 30: Increase the number of students who are self-actualized, self-fulfilling, self-actualizing, self-empowered, and self-reflective.

Priority 31: Increase the number of students who are self-actualized, self-fulfilling, self-actualizing, self-empowered, self-reflective, and self-aware.

Priority 32: Increase the number of students who are self-actualized, self-fulfilling, self-actualizing, self-empowered, self-reflective, self-aware, and self-responsible.

Priority 33: Increase the number of students who are self-actualized, self-fulfilling, self-actualizing, self-empowered, self-reflective, self-aware, self-responsible, and self-directed learners.

Priority 34: Increase the number of students who are self-actualized, self-fulfilling, self-actualizing, self-empowered, self-reflective, self-aware, self-responsible, self-directed learners, and self-managers.

Priority 35: Increase the number of students who are self-actualized, self-fulfilling, self-actualizing, self-empowered, self-reflective, self-aware, self-responsible, self-directed learners, self-managers, and problem solvers.

Priority 36: Increase the number of students who are self-actualized, self-fulfilling, self-actualizing, self-empowered, self-reflective, self-aware, self-responsible, self-directed learners, self-managers, problem solvers, and critical thinkers.

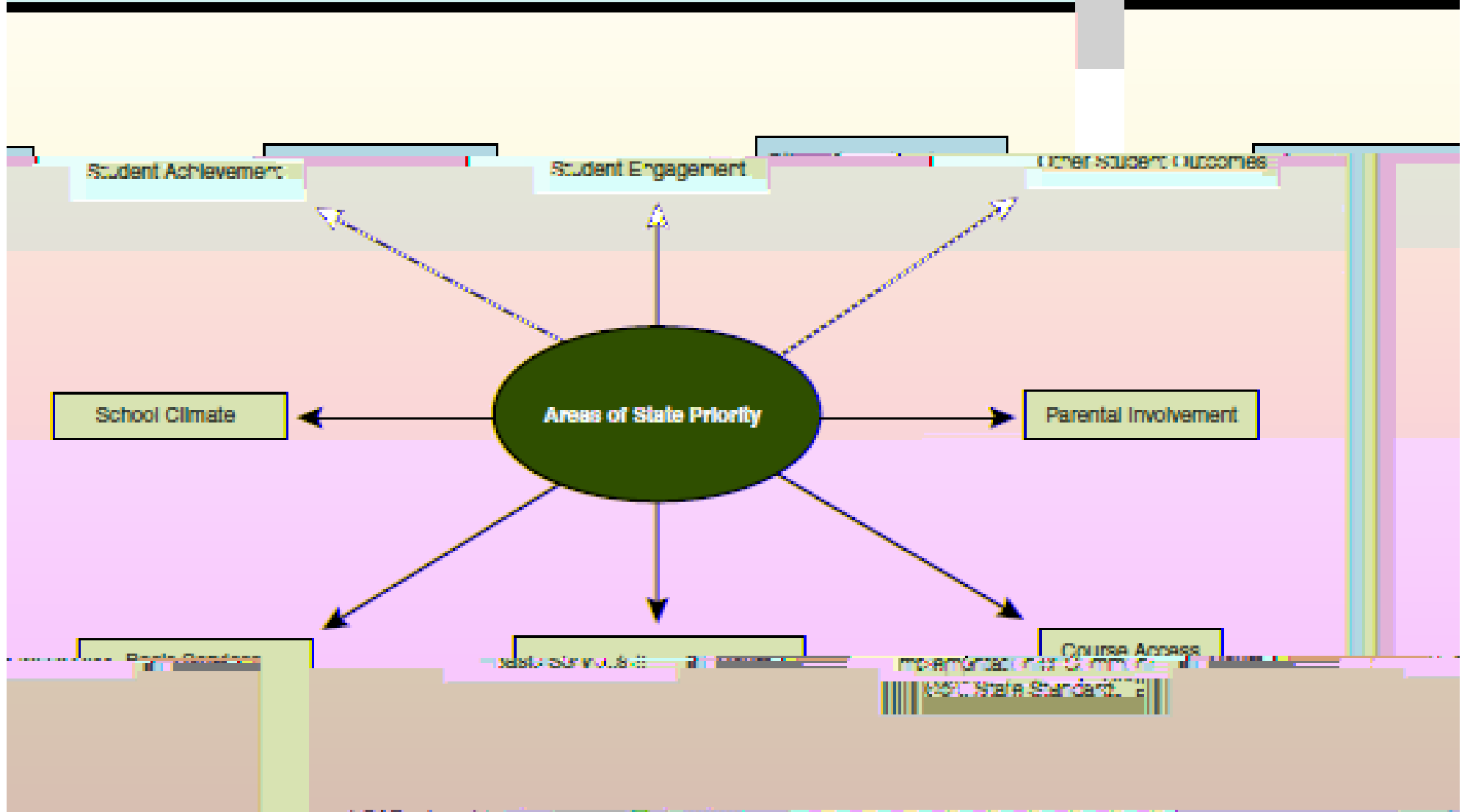
Priority 37: Increase the number of students who are self-actualized, self-fulfilling, self-actualizing, self-empowered, self-reflective, self-aware, self-responsible, self-directed learners, self-managers, problem solvers, critical thinkers, and creative.

Priority 38: Increase the number of students who are self-actualized, self-fulfilling, self-actualizing, self-empowered, self-reflective, self-aware, self-responsible, self-directed learners, self-managers, problem solvers, critical thinkers, creative, and resilient.

Priority 39: Increase the number of students who are self-actualized, self-fulfilling, self-actualizing, self-empowered, self-reflective, self-aware, self-responsible, self-directed learners, self-managers, problem solvers, critical thinkers, creative, resilient, and self-motivated.

Priority 40: Increase the number of students who are self-actualized, self-fulfilling, self-actualizing, self-empowered, self-reflective, self-aware, self-responsible, self-directed learners, self-managers, problem solvers, critical thinkers, creative, resilient, self-motivated, and self-actualized.

Eight Areas of State Priority that Do Addressed in the C&D




AN IAO REPORT

Fac Data on English Learner State Priority Assess

Category	Findings	Recommendations
Instruction	<ul style="list-style-type: none"> Partnership with parents and the community Use of data to inform instruction Use of differentiated instruction Use of formative assessment Use of technology 	<ul style="list-style-type: none"> Partnership with parents and the community Use of data to inform instruction Use of differentiated instruction Use of formative assessment Use of technology
Assessment	<ul style="list-style-type: none"> Use of data to inform instruction Use of differentiated instruction Use of formative assessment Use of technology 	<ul style="list-style-type: none"> Use of data to inform instruction Use of differentiated instruction Use of formative assessment Use of technology
Professional Development	<ul style="list-style-type: none"> Use of data to inform instruction Use of differentiated instruction Use of formative assessment Use of technology 	<ul style="list-style-type: none"> Use of data to inform instruction Use of differentiated instruction Use of formative assessment Use of technology
Other student outcomes	<ul style="list-style-type: none"> Use of data to inform instruction Use of differentiated instruction Use of formative assessment Use of technology 	<ul style="list-style-type: none"> Use of data to inform instruction Use of differentiated instruction Use of formative assessment Use of technology
School Climate	<ul style="list-style-type: none"> Use of data to inform instruction Use of differentiated instruction Use of formative assessment Use of technology 	<ul style="list-style-type: none"> Use of data to inform instruction Use of differentiated instruction Use of formative assessment Use of technology

EL = English learner








Illustration of How LCEE Works


Example of 60 Students

K-5

Concentration Threshold
 (70% percent of enrollment in English Learner/low income)


FUNDING EACH STUDENT GENERATES





LCFF Excluded Categoricals

Special Education
After School Education and Safety Program
State Preschool
Quality Education Investment Act
State Testing Program
American Indian Education Centers
Early Childhood Education Programs
Specialized Secondary Programs
California Partnership Academies
Agricultural Education Incentive Program
Foster Youth Programs
Adults in Correctional Facilities



2013-14 District LCFF Entitlement


FACTORS	SCUSD
2012-13 Base	\$6,867
LCFF Target	\$9,648
Difference	\$2,781
State Factor	12%
2013-14 Increase	\$334

Under the adopted legislation it will be

ted legislation it 0 06ntUne

Adopted Budget Utilized \$267 Per Student.
Revised Budget Reflects The \$67 Per ADA Increase.
\$2,710,083 Increase Over Adopted Budget.

LCFF Target



This is the "expected" total funding increase
It takes 8 years to achieve this level of funding

Funding Increase FY 2013-2014

LCFF Total Target Calculation Continued




Additional amount for Supplemental & Concentration for
FY 2013-2014 \$1,305,950


Estimated Designation for Supplemental & Concentration
FY 2014-2015 \$17,877,419.25

Meaning This Amount Will Be Accountable

Components of LCFF Target



2013-14 Growth Toward Target



Components of LCFF Current Year

CURRENT YEAR LCFF COMPONENTS FY 2013-2014

