

SACRAMENTO CITY UNIFIED SCHOOL DISTRICT  
ENROLLMENT AND ATTENDANCE REPORT FOR MONTH OF

[REDACTED]

[REDACTED]

[REDACTED]

[REDACTED]

[REDACTED]

[REDACTED]

[REDACTED]

[REDACTED]

[REDACTED]

87

[REDACTED]

[REDACTED]

[REDACTED]

[REDACTED]

[REDACTED]


[REDACTED]

[REDACTED]

[REDACTED]

[REDACTED]

[REDACTED]



[REDACTED]

[REDACTED]

[REDACTED]

[REDACTED]

[REDACTED]


[REDACTED]

[REDACTED]

[REDACTED]

[REDACTED]

[REDACTED]



ENROLLMENT AND ATTENDANCE REPORT

SCHOOL MONTH 9

CHARTER SCHOOLS AND ADULT EDUCATION

2010-2011

020111 AD ENROLLMENT


Enroll

020111 AD ENROLLMENT

020111 AD ENROLLMENT

GRADE BY GRADE ENROLLMENT  
SCHOOL MONTH 9  
ENDING Friday, May 20, 2011

ELEMENTARY SCHOOLS	REGULAR CLASS ENROLLMENT							TOTAL REGULAR ENROLLMENT
	Kinder- garten	Grade 1	Grade 2	Grade 3	Grade 4	Grade 5	Grade 6	
A M WINN	53	46	51	50	47	68	56	371







COMPARATIVE STATISTICS FOR  
SCHOOL MONTH 9  
ENDING May, 2011

